

Jagdstatistik

Altkreis Güstrow

Jagdjahr 2021/2022

Kreis Güstrow

Abschuß Rotwild 2021 / 2022

| Hegering | Altersklasse | | | | | | Summe weibl. | | Altersklasse | | | | | | | | | | Summe männl. | | Summe ges. |
|-----------------|--------------|-----------|------------|-----------|------------|-----------|-----------------|-----------|--------------|-----------|-----------|-----------|-----------|-----------|-----------|----------|-----------|-----------|-----------------|-----------|---------------|
| | 0 | % | I | % | II | % | | | % | 0 | % | I | % | II | % | III | % | IV | | | |
| Baumgarten | 8 | 44 | 6 | 33 | 4 | 22 | 18 | 46 | 9 | 43 | 3 | 14 | 4 | 19 | 0 | 0 | 5 | 24 | 21 | 54 | 39 |
| Jürgenshagen | 25 | 57 | 5 | 11 | 14 | 32 | 44 | 54 | 23 | 61 | 6 | 16 | 3 | 8 | 5 | 13 | 1 | 3 | 38 | 46 | 82 |
| Schlemmin | 5 | 22 | 3 | 13 | 15 | 65 | 23 | 55 | 8 | 42 | 4 | 21 | 3 | 16 | 2 | 11 | 2 | 11 | 19 | 45 | 42 |
| Vierburg | 0 | 0 | 0 | 0 | 0 | 0 | 0 | 0 | 0 | 0 | 1 | 33 | 1 | 33 | 1 | 33 | 0 | 0 | 3 | 100 | 3 |
| Gülzow | 2 | 33 | 2 | 33 | 2 | 33 | 6 | 75 | 1 | 50 | 0 | 0 | 0 | 0 | 1 | 50 | 0 | 0 | 2 | 25 | 8 |
| Kirch Rosin | 5 | 63 | 2 | 25 | 1 | 13 | 8 | 38 | 3 | 23 | 6 | 46 | 4 | 31 | 0 | 0 | 0 | 0 | 13 | 62 | 21 |
| Krakow am See | 32 | 37 | 31 | 36 | 24 | 28 | 87 | 67 | 16 | 37 | 16 | 37 | 7 | 16 | 2 | 5 | 2 | 5 | 43 | 33 | 130 |
| Laage | 1 | 33 | 1 | 33 | 1 | 33 | 3 | 14 | 6 | 33 | 6 | 33 | 4 | 22 | 1 | 6 | 1 | 6 | 18 | 86 | 21 |
| Langhagen | 4 | 67 | 0 | 0 | 2 | 33 | 6 | 46 | 1 | 14 | 0 | 0 | 2 | 29 | 2 | 29 | 2 | 29 | 7 | 54 | 13 |
| Lohmen | 1 | 25 | 3 | 75 | 0 | 0 | 4 | 29 | 2 | 20 | 1 | 10 | 6 | 60 | 0 | 0 | 1 | 10 | 10 | 71 | 14 |
| Am Schmooksberg | 0 | 0 | 1 | 50 | 1 | 50 | 2 | 18 | 1 | 11 | 4 | 44 | 3 | 33 | 0 | 0 | 1 | 11 | 9 | 82 | 11 |
| Weitendorf | 1 | 50 | 0 | 0 | 1 | 50 | 2 | 67 | 0 | 0 | 0 | 0 | 1 | 100 | 0 | 0 | 0 | 0 | 1 | 33 | 3 |
| Gnoien | 6 | 38 | 5 | 31 | 5 | 31 | 16 | 80 | 1 | 25 | 1 | 25 | 0 | 0 | 1 | 25 | 1 | 25 | 4 | 20 | 20 |
| Großen Luckow | 0 | 0 | 0 | 0 | 1 | 100 | 1 | 100 | 0 | 0 | 0 | 0 | 0 | 0 | 0 | 0 | 0 | 0 | 0 | 0 | 1 |
| Lühburg | 3 | 30 | 2 | 20 | 5 | 50 | 10 | 50 | 2 | 20 | 0 | 0 | 3 | 30 | 2 | 20 | 3 | 30 | 10 | 50 | 20 |
| Matgendorf | 10 | 37 | 9 | 33 | 8 | 30 | 27 | 63 | 8 | 50 | 3 | 19 | 4 | 25 | 0 | 0 | 1 | 6 | 16 | 37 | 43 |
| Teterow | 7 | 39 | 4 | 22 | 7 | 39 | 18 | 75 | 3 | 50 | 2 | 33 | 0 | 0 | 1 | 17 | 0 | 0 | 6 | 25 | 24 |
| SA HR | 110 | 40 | 74 | 27 | 91 | 33 | 275 | 56 | 84 | 38 | 53 | 24 | 45 | 20 | 18 | 8 | 20 | 9 | 220 | 44 | 495 |
| SA FoÄ | 7 | 33 | 7 | 33 | 7 | 33 | 21 | 64 | 4 | 33 | 5 | 42 | 1 | 8 | 1 | 8 | 1 | 8 | 12 | 36 | 33 |
| LKR DBR | 45 | 44 | 27 | 26 | 31 | 30 | 103 | 57 | 26 | 34 | 20 | 26 | 19 | 25 | 5 | 6 | 7 | 9 | 77 | 43 | 180 |
| SA LRO | 162 | 41 | 108 | 27 | 129 | 32 | 399 | 56 | 114 | 37 | 78 | 25 | 65 | 21 | 24 | 8 | 28 | 9 | 309 | 44 | 708 |
| Soll % | | 45 | | 15 | | 40 | | | | 45 | | 25 | | 15 | | 5 | | 10 | | | |

Kreis Güstrow

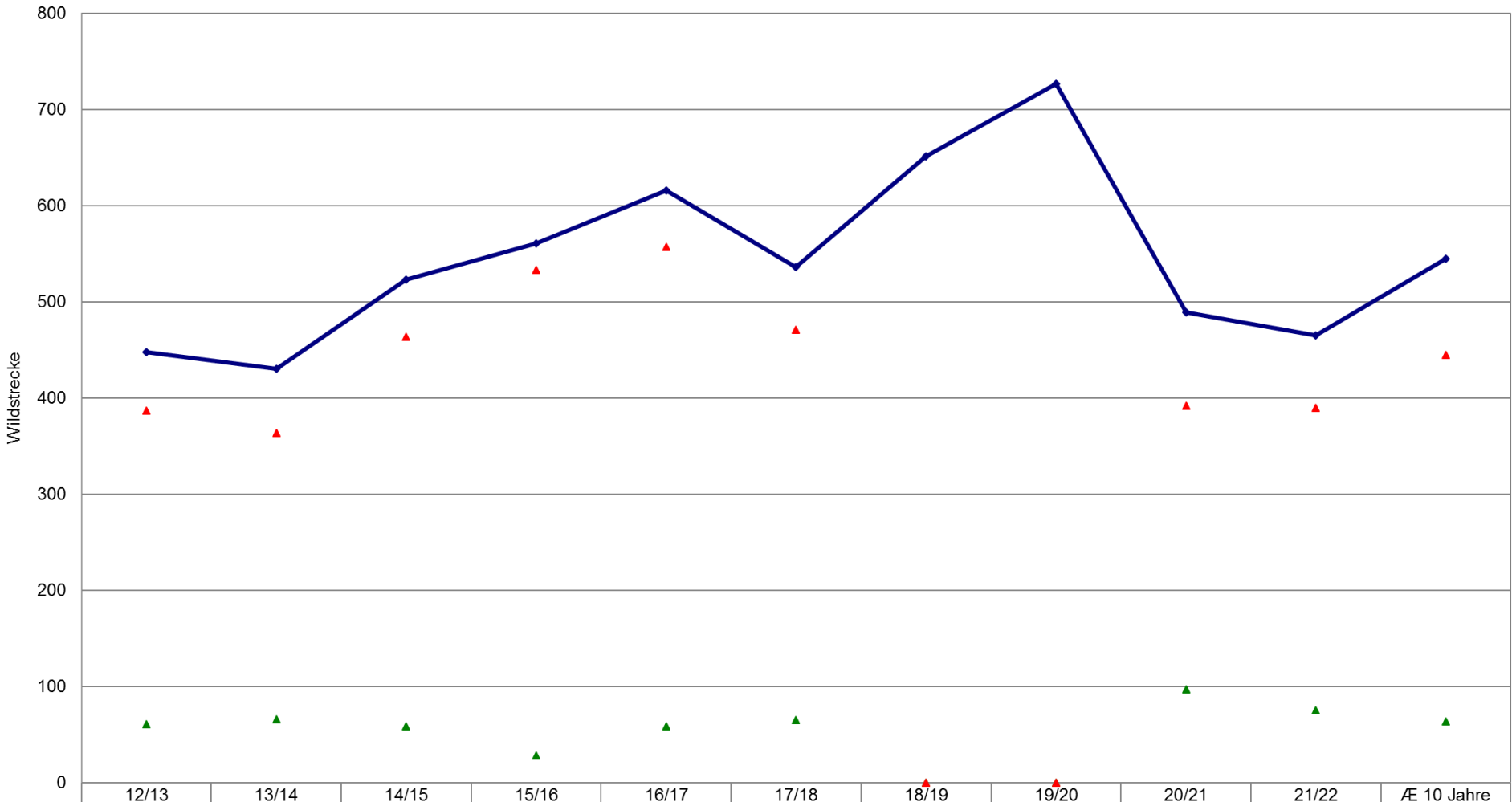
Abschuß Damwild 2021 / 2022

| Hegering | Altersklasse | | | | | | Summe weibl. | | Altersklasse | | | | | | | | | | Summe männl. | | Summe ges. |
|----------------|--------------|-----------|-----------|-----------|------------|-----------|-----------------|-----------|--------------|-----------|-----------|-----------|-----------|-----------|-----------|-----------|----------|-----------|-----------------|-----------|---------------|
| | 0 | % | I | % | II | % | | | % | 0 | % | I | % | II | % | III | % | IV | | | |
| Baumgarten | 5 | 45 | 2 | 18 | 4 | 36 | 11 | 73 | 2 | 50 | 0 | 0 | 0 | 0 | 1 | 25 | 1 | 25 | 4 | 27 | 15 |
| Jürgenshagen | 0 | 0 | 0 | 0 | 0 | 0 | 0 | 0 | 0 | 0 | 0 | 0 | 0 | 0 | 0 | 0 | 0 | 0 | 0 | 0 | 0 |
| Schlemmin | 3 | 38 | 2 | 25 | 3 | 38 | 8 | 57 | 4 | 67 | 1 | 17 | 1 | 17 | 0 | 0 | 0 | 0 | 6 | 43 | 14 |
| Vierburg | 1 | 25 | 3 | 75 | 0 | 0 | 4 | 40 | 0 | 0 | 4 | 67 | 2 | 33 | 0 | 0 | 0 | 0 | 6 | 60 | 10 |
| Gülzow | 0 | 0 | 0 | 0 | 0 | 0 | 0 | 0 | 0 | 0 | 0 | 0 | 0 | 0 | 0 | 0 | 0 | 0 | 0 | 0 | 0 |
| Kirch Rosin | 2 | 40 | 1 | 20 | 2 | 40 | 5 | 56 | 0 | 0 | 1 | 25 | 1 | 25 | 2 | 50 | 0 | 0 | 4 | 44 | 9 |
| Krakow am See | 51 | 44 | 24 | 21 | 40 | 35 | 115 | 61 | 32 | 44 | 24 | 33 | 9 | 12 | 6 | 8 | 2 | 3 | 73 | 39 | 188 |
| Laage | 13 | 46 | 10 | 36 | 5 | 18 | 28 | 65 | 2 | 13 | 9 | 60 | 1 | 7 | 3 | 20 | 0 | 0 | 15 | 35 | 43 |
| Langhagen | 2 | 67 | 0 | 0 | 1 | 33 | 3 | 50 | 2 | 67 | 1 | 33 | 0 | 0 | 0 | 0 | 0 | 0 | 3 | 50 | 6 |
| Lohmen | 0 | 0 | 0 | 0 | 0 | 0 | 0 | 0 | 1 | 33 | 2 | 67 | 0 | 0 | 0 | 0 | 0 | 0 | 3 | 100 | 3 |
| Am Schmoosberg | 0 | 0 | 1 | 100 | 0 | 0 | 1 | 50 | 0 | 0 | 1 | 100 | 0 | 0 | 0 | 0 | 0 | 0 | 1 | 50 | 2 |
| Weitendorf | 0 | 0 | 1 | 100 | 0 | 0 | 1 | 14 | 1 | 17 | 2 | 33 | 2 | 33 | 0 | 0 | 1 | 17 | 6 | 86 | 7 |
| Gnoien | 0 | 0 | 0 | 0 | 0 | 0 | 0 | 0 | 0 | 0 | 1 | 100 | 0 | 0 | 0 | 0 | 0 | 0 | 1 | 100 | 1 |
| Großen Luckow | 7 | 39 | 3 | 17 | 8 | 44 | 18 | 60 | 3 | 25 | 6 | 50 | 3 | 25 | 0 | 0 | 0 | 0 | 12 | 40 | 30 |
| Lühburg | 2 | 33 | 1 | 17 | 3 | 50 | 6 | 46 | 1 | 14 | 3 | 43 | 1 | 14 | 2 | 29 | 0 | 0 | 7 | 54 | 13 |
| Matgendorf | 5 | 45 | 3 | 27 | 3 | 27 | 11 | 73 | 1 | 25 | 3 | 75 | 0 | 0 | 0 | 0 | 0 | 0 | 4 | 27 | 15 |
| Teterow | 4 | 22 | 3 | 17 | 11 | 61 | 18 | 53 | 11 | 69 | 3 | 19 | 1 | 6 | 0 | 0 | 1 | 6 | 16 | 47 | 34 |
| SA HR | 95 | 41 | 54 | 24 | 80 | 35 | 229 | 59 | 60 | 37 | 61 | 38 | 21 | 13 | 14 | 9 | 5 | 3 | 161 | 41 | 390 |
| SA FoÄ | 21 | 40 | 12 | 23 | 19 | 37 | 52 | 69 | 7 | 30 | 14 | 61 | 1 | 4 | 1 | 4 | 0 | 0 | 23 | 31 | 75 |
| LKR DBR | 40 | 44 | 17 | 19 | 33 | 37 | 90 | 58 | 28 | 44 | 22 | 34 | 6 | 9 | 4 | 6 | 4 | 6 | 64 | 42 | 154 |
| SA LRO | 156 | 42 | 83 | 22 | 132 | 36 | 371 | 60 | 95 | 38 | 97 | 39 | 28 | 11 | 19 | 8 | 9 | 4 | 248 | 40 | 619 |
| Soll % | | 45 | | 15 | | 40 | | | | 35 | | 30 | | 15 | | 10 | | 10 | | | |

Damwild

| | 08/09 | 09/10 | 10/11 | 11/12 | 12/13 | 13/14 | 14/15 | 15/16 | 16/17 | 17/18 | 18/19 | 19/20 | 20/21 | 21/22 | Æ 10 Ja |
|-----|-------|-------|-------|-------|-------|-------|-------|-------|-------|-------|-------|-------|-------|-------|---------|
| FoÄ | 29 | 38 | 57 | 38 | 61 | 66 | 59 | 28 | 59 | 65 | 0 | 0 | 97 | 75 | 64 |
| HR | 292 | 304 | 372 | 372 | 387 | 364 | 464 | 533 | 557 | 471 | 0 | 0 | 392 | 390 | 445 |
| Sa. | 321 | 342 | 429 | 410 | 448 | 430 | 523 | 561 | 616 | 536 | 651 | 727 | 489 | 465 | 545 |

Damwildabschußentwicklung im Landkreis Güstrow



| | 12/13 | 13/14 | 14/15 | 15/16 | 16/17 | 17/18 | 18/19 | 19/20 | 20/21 | 21/22 | Æ 10 Jahre |
|-------|-------|-------|-------|-------|-------|-------|-------|-------|-------|-------|------------|
| ▲ FoÄ | 61 | 66 | 59 | 28 | 59 | 65 | 0 | 0 | 97 | 75 | 64 |
| ▲ HR | 387 | 364 | 464 | 533 | 557 | 471 | 0 | 0 | 392 | 390 | 445 |
| ◆ Sa. | 448 | 430 | 523 | 561 | 616 | 536 | 651 | 727 | 489 | 465 | 545 |

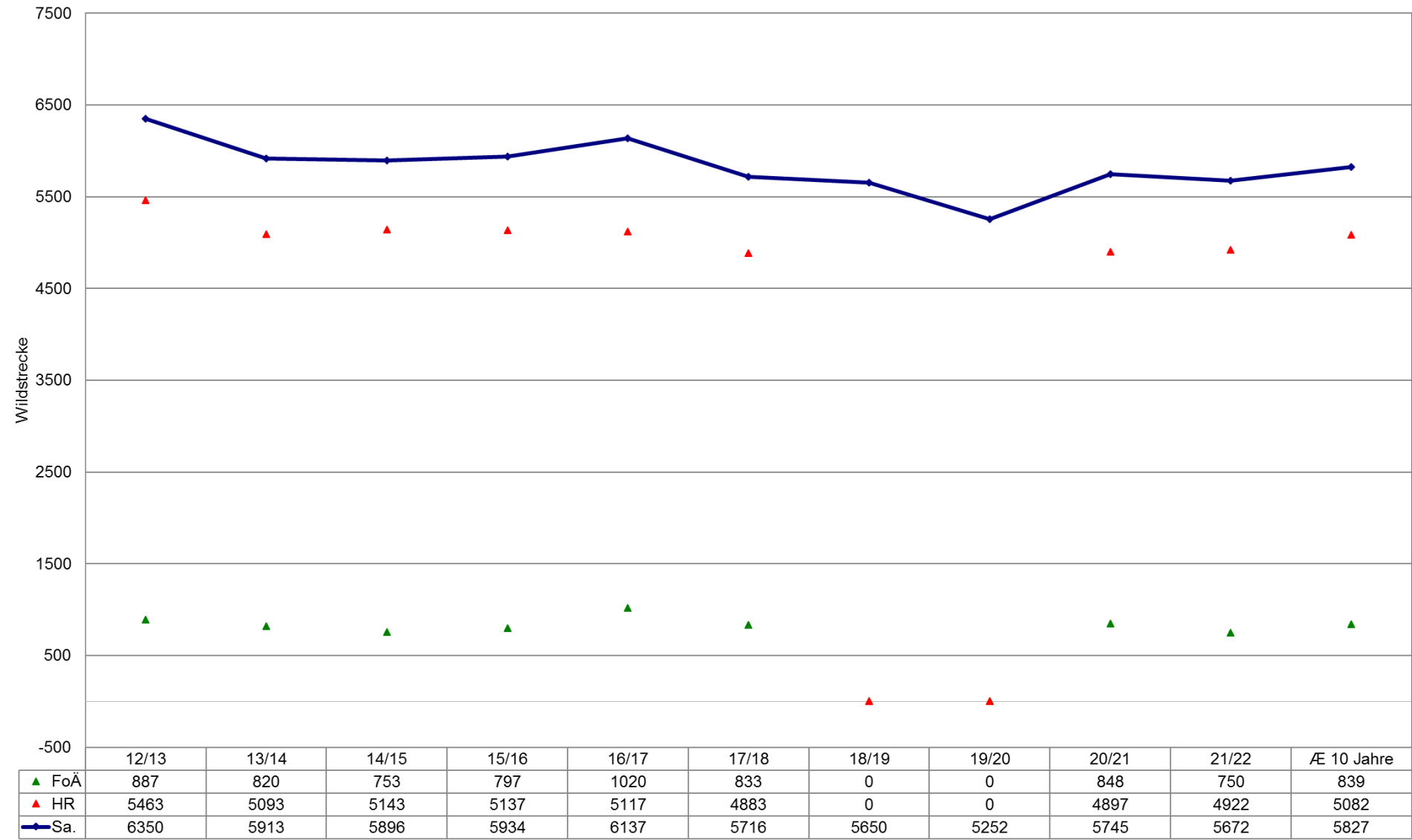
Kreis Güstrow

Abschuß Rehwild 2021 / 2022

| Hegering | Altersklasse | | | | | Summe weibl. | | Altersklasse | | | | | Summe männl. | | Summe ges. |
|------------------|--------------|-------------|-----------|-------------|-----------|-----------------|-----------|--------------|-------------|-----------|-------------|-----------|-----------------|-----------|---------------|
| | 0 | I | % | II | % | | | % | 0 | I | % | II | | | |
| Baumgarten | 38 | 34 | 60 | 49 | 40 | 121 | 49 | 6 | 39 | 35 | 82 | 65 | 127 | 51 | 248 |
| Jürgenshagen | 13 | 17 | 65 | 16 | 35 | 46 | 41 | 9 | 33 | 63 | 25 | 37 | 67 | 59 | 113 |
| Schlemmin | 32 | 25 | 60 | 38 | 40 | 95 | 45 | 20 | 33 | 46 | 62 | 54 | 115 | 55 | 210 |
| Vierburg | 46 | 60 | 67 | 52 | 33 | 158 | 48 | 17 | 67 | 49 | 86 | 51 | 170 | 52 | 328 |
| Gülzow | 24 | 29 | 59 | 37 | 41 | 90 | 52 | 18 | 22 | 48 | 43 | 52 | 83 | 48 | 173 |
| Kirch Rosin | 50 | 69 | 70 | 50 | 30 | 169 | 46 | 23 | 66 | 46 | 106 | 54 | 195 | 54 | 364 |
| Krakow am See | 57 | 77 | 68 | 63 | 32 | 197 | 49 | 37 | 70 | 53 | 94 | 47 | 201 | 51 | 398 |
| Laage | 68 | 46 | 64 | 65 | 36 | 179 | 56 | 29 | 38 | 47 | 76 | 53 | 143 | 44 | 322 |
| Langhagen | 50 | 34 | 63 | 49 | 37 | 133 | 53 | 24 | 33 | 48 | 62 | 52 | 119 | 47 | 252 |
| Lohmen | 39 | 44 | 70 | 36 | 30 | 119 | 51 | 15 | 33 | 42 | 65 | 58 | 113 | 49 | 232 |
| Am Schmoocksberg | 37 | 53 | 61 | 58 | 39 | 148 | 49 | 17 | 48 | 42 | 90 | 58 | 155 | 51 | 303 |
| Weitendorf | 34 | 50 | 74 | 29 | 26 | 113 | 52 | 11 | 42 | 51 | 50 | 49 | 103 | 48 | 216 |
| Gnoien | 34 | 48 | 71 | 33 | 29 | 115 | 43 | 13 | 41 | 36 | 98 | 64 | 152 | 57 | 267 |
| Großen Luckow | 67 | 74 | 63 | 84 | 37 | 225 | 49 | 59 | 70 | 54 | 108 | 46 | 237 | 51 | 462 |
| Lühburg | 44 | 56 | 66 | 52 | 34 | 152 | 47 | 22 | 57 | 47 | 90 | 53 | 169 | 53 | 321 |
| Matgendorf | 58 | 99 | 67 | 76 | 33 | 233 | 50 | 32 | 73 | 45 | 128 | 55 | 233 | 50 | 466 |
| Teterow | 30 | 40 | 63 | 41 | 37 | 111 | 45 | 6 | 45 | 38 | 85 | 63 | 136 | 55 | 247 |
| SA HR | 721 | 855 | 66 | 828 | 34 | 2404 | 49 | 358 | 810 | 46 | 1350 | 54 | 2518 | 51 | 4922 |
| SA FoÄ | 114 | 122 | 64 | 130 | 36 | 366 | 49 | 43 | 167 | 55 | 174 | 45 | 384 | 51 | 750 |
| SA DBR | 449 | 535 | 64 | 545 | 36 | 1529 | 49 | 229 | 541 | 48 | 840 | 52 | 1610 | 51 | 3139 |
| SA LRO | 1284 | 1512 | 65 | 1503 | 35 | 4299 | 49 | 630 | 1518 | 48 | 2364 | 52 | 4512 | 51 | 8811 |
| Soll % | | | 60 | | 40 | | | | | 60 | | 40 | | | |

| | | | | | | | | | | | | | | | |
|---------|-------|-------|-------|-------|-------|-------|-------|-------|-------|-------|-------|-------|-------|-------|---------|
| Rehwild | 08/09 | 09/10 | 10/11 | 11/12 | 12/13 | 13/14 | 14/15 | 15/16 | 16/17 | 17/18 | 18/19 | 19/20 | 20/21 | 21/22 | Æ 10 Ja |
| FoÄ | 777 | 978 | 819 | 792 | 887 | 820 | 753 | 797 | 1020 | 833 | 0 | 0 | 848 | 750 | 839 |
| HR | 5267 | 5698 | 5387 | 5068 | 5463 | 5093 | 5143 | 5137 | 5117 | 4883 | 0 | 0 | 4897 | 4922 | 5082 |
| Sa. | 6044 | 6676 | 6206 | 5860 | 6350 | 5913 | 5896 | 5934 | 6137 | 5716 | 5650 | 5252 | 5745 | 5672 | 5827 |

Rehwildabschußentwicklung im Landkreis Güstrow



Kreis Güstrow

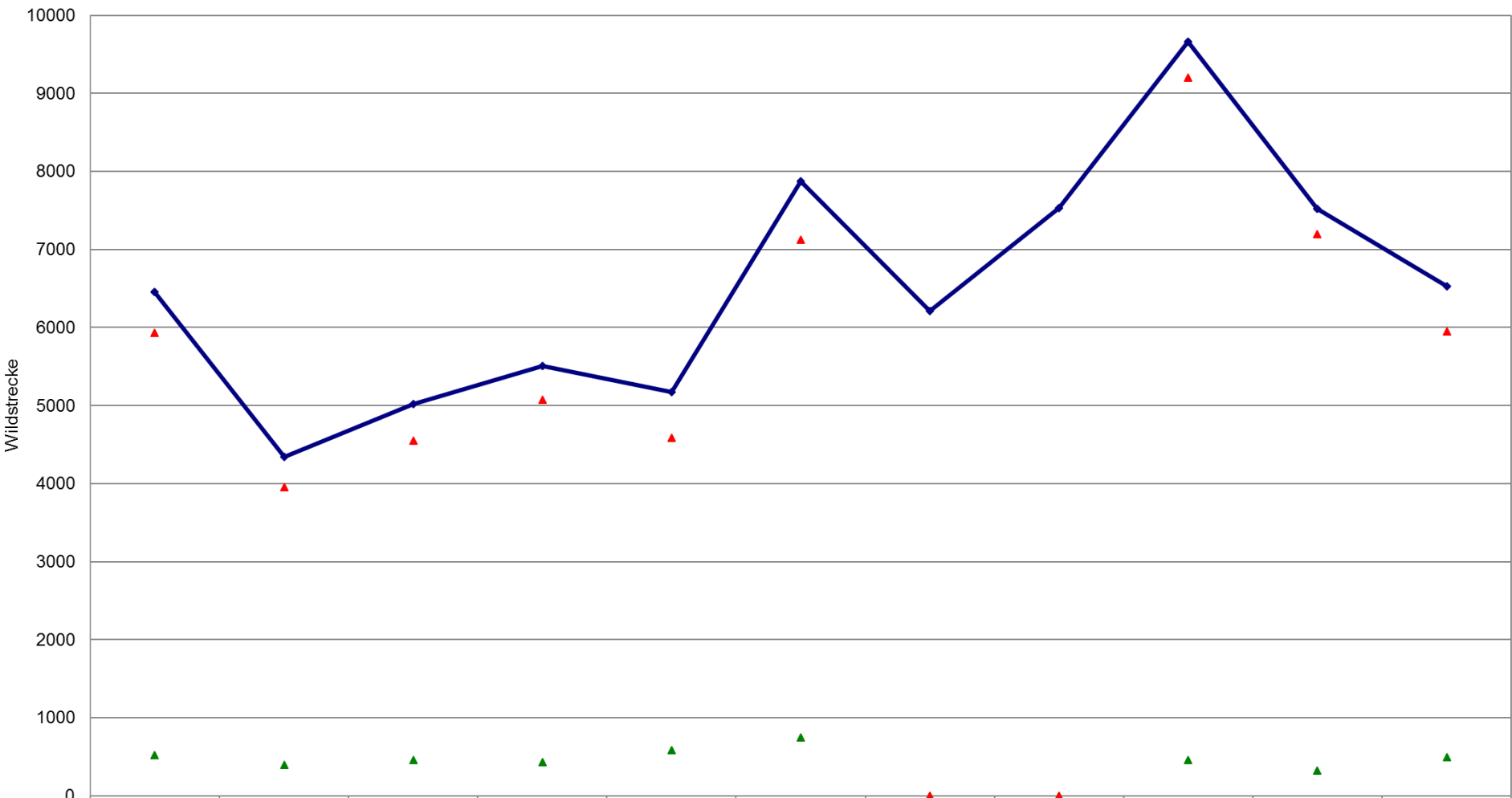
Abschuß Schwarzwild 2021 / 2022

| Hegering | Altersklasse | | | | Summe weibl. | Altersklasse | | | | Summe männl. | % 0+I männl./weibl | Summe ges. |
|-----------------|--------------|-------------|------------|---------------|-----------------|--------------|-------------|------------|--------------|-----------------|-----------------------|---------------|
| | 0 | I | II | % | | 0 | I | II | % | | | |
| Baumgarten | 110 | 69 | 25 | 6 | 204 | 121 | 87 | 20 | 5 | 228 | 90 | 432 |
| Jürgenshagen | 49 | 31 | 9 | 4 | 89 | 65 | 40 | 8 | 4 | 113 | 92 | 202 |
| Schlemmin | 73 | 32 | 11 | 4 | 116 | 71 | 45 | 15 | 6 | 131 | 89 | 247 |
| Vierburg | 114 | 83 | 27 | 6 | 224 | 105 | 105 | 30 | 6 | 240 | 88 | 464 |
| Gülzow | 126 | 82 | 15 | 3 | 223 | 131 | 71 | 20 | 4 | 222 | 92 | 445 |
| Kirch Rosin | 127 | 96 | 20 | 4 | 243 | 142 | 85 | 37 | 7 | 264 | 89 | 507 |
| Krakow am See | 235 | 189 | 41 | 5 | 465 | 232 | 161 | 43 | 5 | 436 | 91 | 901 |
| Laage | 117 | 91 | 39 | 8 | 247 | 129 | 78 | 22 | 5 | 229 | 87 | 476 |
| Langhagen | 66 | 50 | 23 | 8 | 139 | 77 | 53 | 20 | 7 | 150 | 85 | 289 |
| Lohmen | 162 | 100 | 27 | 5 | 289 | 134 | 86 | 25 | 5 | 245 | 90 | 534 |
| Am Schmooksberg | 96 | 94 | 28 | 6 | 218 | 79 | 98 | 43 | 10 | 220 | 84 | 438 |
| Weitendorf | 86 | 56 | 19 | 6 | 161 | 76 | 47 | 19 | 6 | 142 | 87 | 303 |
| Gnoien | 80 | 62 | 15 | 5 | 157 | 73 | 69 | 15 | 5 | 157 | 90 | 314 |
| Großen Luckow | 77 | 50 | 16 | 5 | 143 | 81 | 73 | 26 | 8 | 180 | 87 | 323 |
| Lühburg | 201 | 87 | 24 | 4 | 312 | 177 | 101 | 32 | 5 | 310 | 91 | 622 |
| Matgendorf | 101 | 109 | 31 | 7 | 241 | 98 | 89 | 20 | 4 | 207 | 89 | 448 |
| Teterow | 58 | 49 | 12 | 5 | 119 | 65 | 52 | 19 | 7 | 136 | 88 | 255 |
| SA HR | 1878 | 1330 | 382 | 5 | 3590 | 1856 | 1340 | 414 | 6 | 3610 | 89 | 7200 |
| SA FoÄ | 84 | 67 | 28 | 9 | 179 | 85 | 50 | 11 | 3 | 146 | 88 | 325 |
| SA DBR | 1138 | 726 | 250 | 6 | 2114 | 1193 | 776 | 221 | 5 | 2190 | 89 | 4304 |
| SA LRO | 3100 | 2123 | 660 | 6 | 5883 | 3134 | 2166 | 646 | 5 | 5946 | 89 | 11829 |
| Soll % | | | | min 10 | | | | | max 5 | | min 80 | |

Schwarzwild

| | | | | | | | | | | | | | | | |
|-----|-------|-------|-------|-------|-------|-------|-------|-------|-------|-------|-------|-------|-------|-------|---------|
| | 08/09 | 09/10 | 10/11 | 11/12 | 12/13 | 13/14 | 14/15 | 15/16 | 16/17 | 17/18 | 18/19 | 19/20 | 20/21 | 21/22 | Æ 10 Ja |
| FoÄ | 630 | 700 | 623 | 518 | 525 | 393 | 464 | 434 | 585 | 752 | 0 | 0 | 463 | 325 | 493 |
| HR | 6391 | 4876 | 5413 | 3880 | 5932 | 3950 | 4554 | 5072 | 4587 | 7126 | 0 | 0 | 9200 | 7200 | 5953 |
| Sa. | 7021 | 5576 | 6036 | 4398 | 6457 | 4343 | 5018 | 5506 | 5172 | 7878 | 6212 | 7532 | 9663 | 7525 | 6531 |

Schwarzwildabschußentwicklung im Landkreis Güstrow



| | | | | | | | | | | | |
|-------|------|------|------|------|------|------|------|------|------|------|------|
| ▲ FoÄ | 525 | 393 | 464 | 434 | 585 | 752 | 0 | 0 | 463 | 325 | 493 |
| ▲ HR | 5932 | 3950 | 4554 | 5072 | 4587 | 7126 | 0 | 0 | 9200 | 7200 | 5953 |
| ◆ Sa. | 6457 | 4343 | 5018 | 5506 | 5172 | 7878 | 6212 | 7532 | 9663 | 7525 | 6531 |

Anteiliger Abschuß der FoÄ an der Gesamtstrecke im Landkreis Güstrow

| | 2013/2014 | 2014/2015 | 2015/2016 | 2016/2017 | 2017/2018 | 2018/2019 | 2019/2020 | 2020/2021 | 2021/2022 | Ø 10 Jahre |
|--------------------|-----------|-----------|-----------|-----------|-----------|-----------|-----------|-----------|-----------|------------|
| Rotwild | 13,7% | 9,3% | 12,1% | 9,9% | 11,7% | 0,0% | 0,0% | 10,1% | 6,3% | 10,6% |
| Damwild | 15,3% | 11,3% | 5,0% | 9,6% | 12,1% | 0,0% | 0,0% | 19,8% | 16,1% | 11,7% |
| Rehwild | 13,9% | 12,8% | 13,4% | 16,6% | 14,6% | 0,0% | 0,0% | 14,8% | 13,2% | 14,4% |
| Schwarzwild | 9,0% | 9,2% | 7,9% | 11,3% | 9,5% | 0,0% | 0,0% | 4,8% | 4,3% | 7,5% |

| Hegering | Fuchs | | | | Feldhase | | | | Marderhund | | | | Waschbär | | | |
|--------------------------|-------------|--------------|-------------|--------------|-----------|--------------|------------|--------------|------------|--------------|-------------|--------------|-------------|--------------|-------------|--------------|
| | 20/21 | 20/21 FUW | 21/22 | 21/22 FUW | 20/21 | 20/21 FUW | 21/22 | 21/22 FUW | 20/21 | 20/21 FUW | 21/22 | 21/22 FUW | 20/21 | 20/21 FUW | 21/22 | 21/22 FUW |
| Baumgarten | 101 | 7 | 53 | 1 | 3 | 2 | 0 | 1 | 22 | 1 | 7 | 1 | 77 | 4 | 165 | 3 |
| Jürgenshagen | 56 | 4 | 31 | 1 | 0 | 1 | 0 | 2 | 11 | 0 | 7 | 0 | 56 | 2 | 41 | 3 |
| Schlemmin | 79 | 2 | 40 | 5 | 0 | 2 | 0 | 4 | 16 | 1 | 3 | 0 | 103 | 11 | 63 | 2 |
| Vierburg | 177 | 10 | 97 | 3 | 1 | 0 | 1 | 0 | 35 | 0 | 22 | 1 | 187 | 6 | 141 | 4 |
| Gülzow | 79 | 13 | 40 | 2 | 1 | 11 | 0 | 2 | 19 | 8 | 10 | 1 | 125 | 15 | 118 | 5 |
| Kirch - Rosin | 128 | 8 | 76 | 10 | 0 | 2 | 0 | 3 | 40 | 3 | 18 | 3 | 210 | 6 | 115 | 6 |
| Krakow | 174 | 1 | 80 | 2 | 6 | 0 | 1 | 2 | 68 | 0 | 25 | 0 | 196 | 0 | 188 | 0 |
| Laage | 97 | 4 | 60 | 2 | 0 | 0 | 0 | 1 | 23 | 0 | 11 | 4 | 62 | 1 | 94 | 3 |
| Langhagen | 87 | 3 | 29 | 1 | 1 | 0 | 0 | 0 | 25 | 8 | 8 | 0 | 134 | 1 | 42 | 3 |
| Lohmen | 62 | 3 | 72 | 1 | 4 | 2 | 6 | 2 | 21 | 0 | 17 | 0 | 6 | 3 | 102 | 8 |
| Schmooksberg | 111 | 6 | 48 | 5 | 3 | 3 | 1 | 2 | 47 | 0 | 23 | 0 | 128 | 4 | 83 | 2 |
| Weitendorf | 60 | 6 | 21 | 6 | 0 | 3 | 4 | 3 | 28 | 4 | 19 | 1 | 41 | 0 | 46 | 2 |
| Gnoien | 66 | 4 | 75 | 5 | 2 | 0 | 0 | 0 | 43 | 2 | 53 | 0 | 134 | 3 | 154 | 1 |
| Großen Luckow | 116 | 2 | 74 | 11 | 10 | 3 | 0 | 4 | 29 | 0 | 20 | 4 | 143 | 0 | 153 | 6 |
| Lühburg | 104 | 2 | 61 | 2 | 0 | 0 | 0 | 0 | 53 | 1 | 41 | 0 | 126 | 1 | 155 | 0 |
| Matgendorf | 106 | 4 | 54 | 5 | 4 | 0 | 1 | 1 | 48 | 1 | 25 | 1 | 158 | 3 | 129 | 3 |
| Teterow | 96 | 8 | 69 | 4 | 0 | 3 | 0 | 0 | 23 | 0 | 20 | 0 | 94 | 2 | 48 | 3 |
| Gesamt | 1699 | 87 | 980 | 66 | 35 | 32 | 14 | 27 | 551 | 29 | 329 | 16 | 1980 | 62 | 1837 | 54 |
| | | | | | | | | | | | | | | | | |
| Summe zum Vorjahr | | | -719 | -21 | | | -21 | -5 | | | -222 | -13 | | | -143 | -8 |

| Hegering | Dachse | | | | Enten | | | | Gänse | | | |
|-------------------|--------|--------------|-------|--------------|-------|--------------|-------|--------------|-------|--------------|-------|--------------|
| | 20/21 | 20/21 FUW | 21/22 | 21/22 FUW | 20/21 | 20/21 FUW | 21/22 | 21/22 FUW | 20/21 | 20/21 FUW | 21/22 | 21/22 FUW |
| Baumgarten | 17 | 7 | 27 | 3 | 20 | 0 | 0 | 0 | 1 | 0 | 0 | 0 |
| Jürgenshagen | 5 | 3 | 2 | 5 | 4 | 0 | 3 | 0 | 2 | 0 | 3 | 0 |
| Schlemmin | 10 | 5 | 7 | 3 | 28 | 0 | 1 | 0 | 2 | 0 | 0 | 0 |
| Vierburg | 25 | 4 | 14 | 3 | 46 | 0 | 31 | 0 | 18 | 0 | 30 | 0 |
| Gülzow | 11 | 8 | 16 | 0 | 37 | 0 | 4 | 0 | 21 | 0 | 4 | 0 |
| Kirch - Rosin | 28 | 2 | 21 | 1 | 10 | 0 | 21 | 0 | 3 | 0 | 11 | 0 |
| Krakow | 67 | 2 | 43 | 2 | 128 | 0 | 72 | 0 | 53 | 0 | 45 | 0 |
| Laage | 16 | 1 | 15 | 2 | 43 | 0 | 0 | 0 | 10 | 0 | 0 | 0 |
| Langhagen | 10 | 2 | 9 | 0 | 26 | 0 | 11 | 0 | 16 | 0 | 14 | 0 |
| Lohmen | 6 | 3 | 17 | 3 | 17 | 0 | 23 | 0 | 4 | 0 | 0 | 0 |
| Schmooksberg | 13 | 1 | 13 | 4 | 19 | 0 | 8 | 0 | 3 | 11 | 8 | 0 |
| Weitendorf | 8 | 2 | 16 | 7 | 47 | 0 | 22 | 0 | 0 | 0 | 3 | 0 |
| Gnoien | 21 | 5 | 36 | 1 | 4 | 0 | 19 | 0 | 0 | 0 | 6 | 0 |
| Großen Luckow | 23 | 5 | 16 | 9 | 14 | 0 | 7 | 0 | 5 | 0 | 25 | 0 |
| Lühburg | 33 | 1 | 25 | 3 | 21 | 0 | 0 | 0 | 15 | 0 | 0 | 0 |
| Matgendorf | 31 | 2 | 29 | 5 | 77 | 0 | 27 | 0 | 53 | 0 | 3 | 0 |
| Teterow | 17 | 3 | 18 | 3 | 25 | 0 | 7 | 0 | 1 | 0 | 5 | 0 |
| Gesamt | 341 | 56 | 324 | 54 | 566 | 0 | 256 | 0 | 207 | 11 | 157 | 0 |
| | | | | | | | | | | | | |
| Summe zum Vorjahr | | | -17 | -2 | | | -310 | 0 | | | -50 | -11 |

**Vielen Dank
für die
Aufmerksamkeit!**